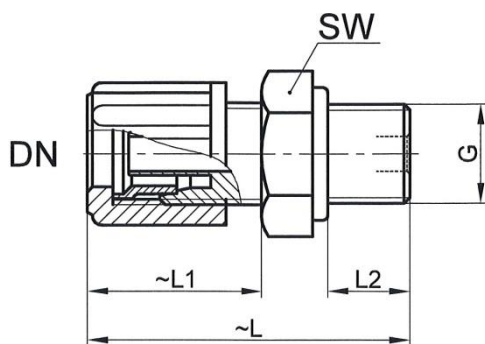


Manufactured from high impact-resistant, UV-stabilised engineering plastic, extremely resistant to weathering.
Good chemical resistance to benzene, diesel oil, fuel oil and alkalis.
Not suitable for use with acids.

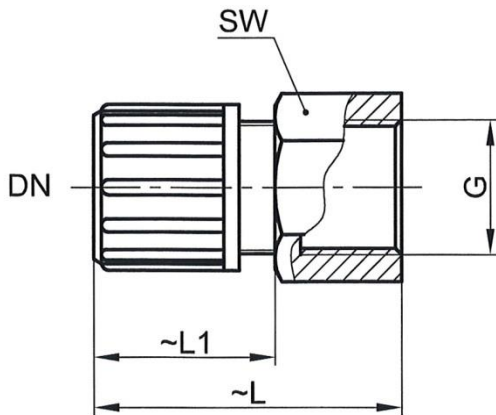
Screw fitting body:	Polyamide (PA)
Clamping ring:	Polypropylene (PP)
Knurled nut:	Polypropylene (PP)
Operating pressure:	Dependent on operating temperature Max. 10 bar (at 20 °C) Max. 1 bar (at 60 °C)
Operating temperature:	min. -20 °C (min. 5 °C Knurled nuts and Clamping rings Art. 110820–110827) max. 60 °C (max.90°C Knurled nuts a. Clamping rings Art. 110820–110827)



120.01

Male connectors with male G thread

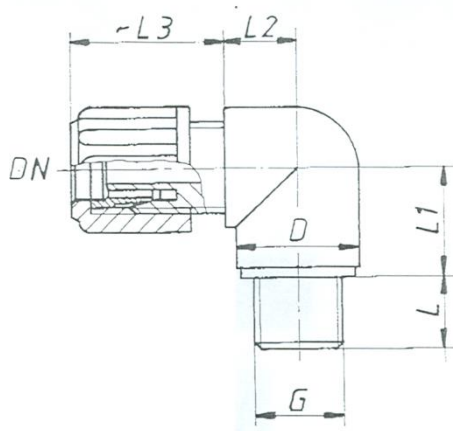
Art. No.	Ident No.	Thread	For hose mm	L mm	L1 mm	L2 mm	a/f mm
120.01	110763	G 1/8	4/6	31.5	17.0	8.0	14
120.02	110764	G 1/8	6/8	36.5	21.0	8.0	17
120.03	110765	G 1/8	8/10	40.5	24.0	8.0	19
120.04	110766	G 1/8	9/12	44.5	28.0	8.0	22
120.11	110767	G 1/4	4/6	37.0	17.0	12.0	17
120.12	110768	G 1/4	6/8	41.0	21.0	12.0	17
120.13	110769	G 1/4	8/10	45.0	24.0	12.0	19
120.14	110770	G 1/4	9/12	48.5	28.0	12.0	22
120.21	110771	G 3/8	4/6	38.5	17.0	12.0	22
120.22	110772	G 3/8	6/8	42.5	21.0	12.0	22
120.23	110773	G 3/8	8/10	45.5	24.0	12.0	22
120.24	110774	G 3/8	9/12	49.5	28.0	12.0	22
120.31	110775	G 1/2	4/6	43.0	17.0	14.0	27
120.32	110776	G 1/2	6/8	47.0	21.0	14.0	27
120.33	110777	G 1/2	8/10	50.0	24.0	14.0	27
120.34	110778	G 1/2	9/12	54.0	28.0	14.0	27



120.51

Female connectors with female G thread

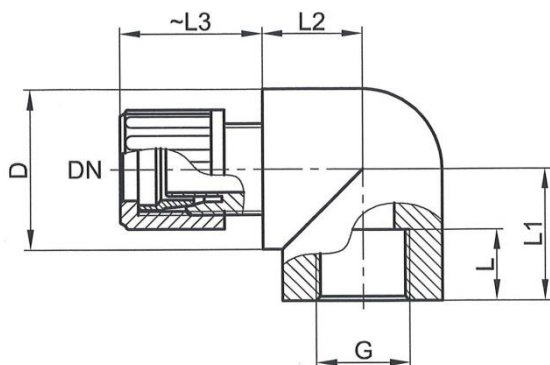
Art. No.	Ident No	Thread	For hose mm	L mm	L1 mm	a/f mm
120.41	110779	G 1/8	4/6	31.0	17.0	14
120.42	110780	G 1/8	6/8	36.0	21.0	17
120.43	110781	G 1/8	8/10	39.0	24.0	19
120.44	110782	G 1/8	9/12	43.0	28.0	22
120.51	110783	G 1/4	4/6	36.0	17.0	17
120.52	110784	G 1/4	6/8	41.0	21.0	17
120.53	110785	G 1/4	8/10	44.0	24.0	19
120.54	110786	G 1/4	9/12	48.0	28.0	22
120.61	110787	G 3/8	4/6	36.0	17.0	22
120.62	110788	G 3/8	6/8	41.0	21.0	22
120.63	110789	G 3/8	8/10	44.0	24.0	22
120.64	110790	G 3/8	9/12	48.0	28.0	22
120.71	110791	G 1/2	4/6	38.0	17.0	27
120.72	110792	G 1/2	6/8	42.0	21.0	27
120.73	110793	G 1/2	8/10	44.0	24.0	27
120.74	110794	G 1/2	9/12	49.0	28.0	27



140.61

Male elbows with male G thread

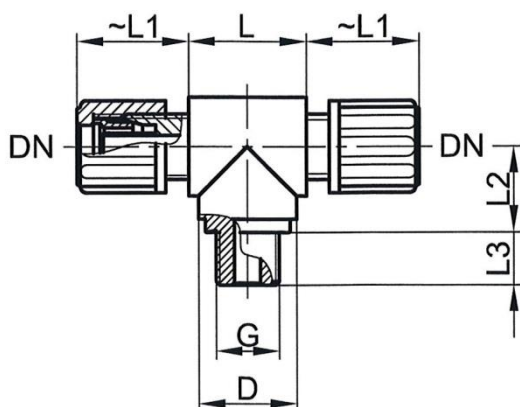
Art. No.	Ident No.	Thread	For hose mm	L mm	L1 mm	L2 mm	L3 mm	D mm
140.51	110795	G 1/8	4/6	8.0	12.0	8.0	17.0	13.0
140.52	110796	G 1/8	6/8	8.0	15.0	9.0	21.0	15.0
140.53	110797	G 1/8	8/10	8.0	17.0	12.0	24.0	20.0
140.54	110798	G 1/8	9/12	8.0	19.0	12.0	28.0	20.0
140.61	110799	G 1/4	4/6	12.0	13.0	9.0	17.0	15.0
140.62	110800	G 1/4	6/8	12.0	15.0	9.0	21.0	15.0
140.63	110801	G 1/4	8/10	12.0	20.0	12.0	24.0	20.0
140.64	110802	G 1/4	9/12	12.0	19.0	12.0	28.0	20.0
140.71	110803	G 3/8	4/6	12.0	18.0	12.0	17.0	20.0
140.72	110804	G 3/8	6/8	12.0	15.0	12.0	21.0	20.0
140.73	110805	G 3/8	8/10	12.0	17.0	12.0	24.0	20.0
140.74	110806	G 3/8	9/12	12.0	19.0	12.0	28.0	20.0
140.81	110807	G 1/2	4/6	14.0	15.0	15.0	17.0	25.0
140.82	110808	G 1/2	6/8	14.0	15.0	15.0	21.0	25.0
140.83	110809	G 1/2	8/10	14.0	17.0	15.0	24.0	25.0
140.84	110810	G 1/2	9/12	14.0	19.0	15.0	28.0	25.0



150.11

Female elbows with female G thread

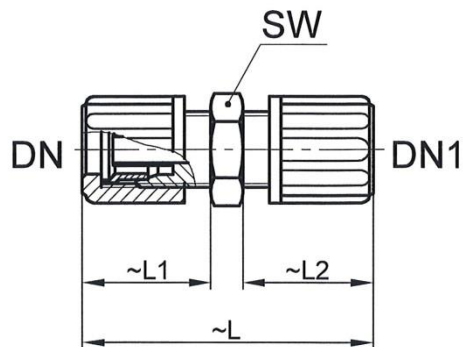
Art. No.	Ident Nr.	Thread mm	For hose mm	L mm	L1 mm	L2 mm	L3 mm	D mm
150.01	110811	G 1/8	4/6	10.0	17.0	9.0	17.0	15.0
150.02	110812	G 1/8	6/8	10.0	17.0	9.0	21.0	15.0
150.11	110813	G 1/4	4/6	15.0	20.0	12.0	17.0	20.0
150.12	110814	G 1/4	6/8	15.0	20.0	12.0	21.0	20.0
150.13	110815	G 1/4	8/10	15.0	20.0	12.0	24.0	20.0



150.51

Male branch tees with male G thread

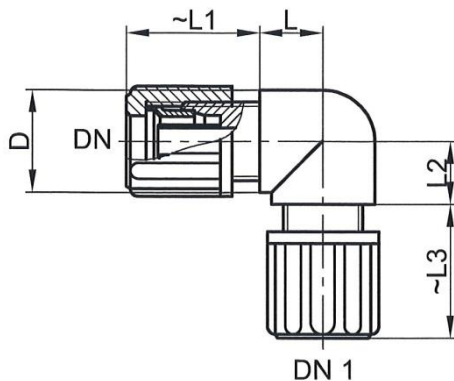
Art. No.	Ident Nr.	Thread	For hose mm	L mm	L1 mm	L2 mm	L3 mm	D mm
150.41	110816	G 1/8	4/6	16.0	18.0	12.0	8.0	12.0
150.42	110817	G 1/8	6/8	20.0	21.0	12.0	8.0	15.0
150.51	110818	G 1/4	4/6	20.0	17.0	15.0	12.0	15.0
150.52	110819	G 1/4	6/8	20.0	21.0	15.0	12.0	15.0



140.01

Hose connectors

Art. No.	Ident Nr.	For hose Ø DN mm	For hose Ø DN 1 mm	L mm	L1 mm	L2 mm	a/f mm
140.01	110828	4/6	4/6	39.0	17.0	17.0	14
140.02	110829	6/8	6/8	49.0	21.0	21.0	19
140.03	110830	8/10	8/10	55.0	24.0	24.0	22
140.04	110831	9/12	9/12	64.0	28.0	28.0	24

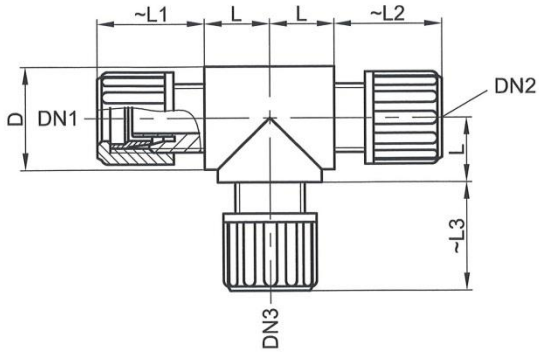


140.11

Elbow

hose connectors

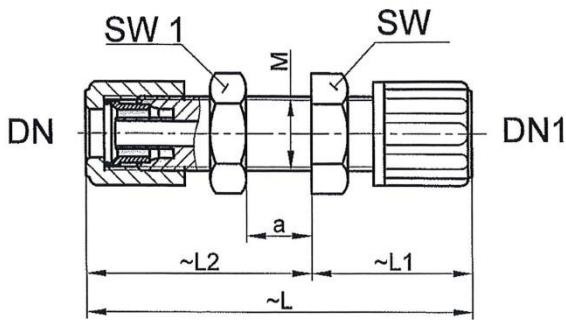
Art. No.	Ident Nr.	For hose Ø DN mm	For hose Ø DN 1 mm	L mm	L1 mm	L2 mm	L3 mm	D mm
140.11	110832	4/6	4/6	8.0	17.0	8.0	17.0	13.0
140.12	110833	6/8	6/8	9.0	21.0	9.0	21.0	15.0
140.13	110834	8/10	8/10	12.0	24.0	12.0	24.0	20.0
140.14	110835	9/12	9/12	15.0	28.0	15.0	28.0	20.0



140.21

Tee hose connectors


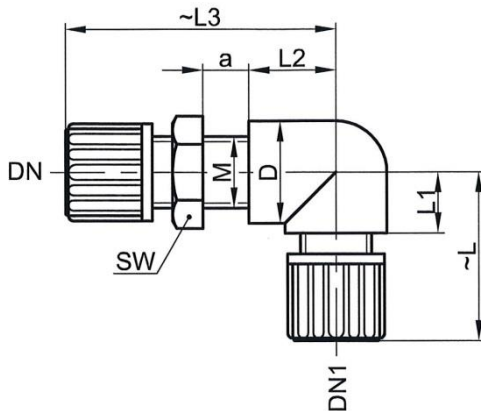
Art. No.	Ident Nr.	For hose Ø DN mm	For hose Ø DN 1 mm	For hose Ø DN 2 mm	L mm	L1 mm	L2 mm	L3 mm	D mm
140.21	110836	4/6	4/6	4/6	9.0	17.0	17.0	17.0	12.0
140.22	110837	6/8	6/8	6/8	10.0	21.0	21.0	21.0	15.0
140.23	110838	8/10	8/10	8/10	12.0	24.0	24.0	24.0	20.0
140.24	110839	9/12	9/12	9/12	12.0	28.0	28.0	28.0	20.0



140.31

Bulkhead couplings

Art. No.	Ident Nr.	For hose Ø DN mm	For hose Ø DN 1 mm	L mm	L1 mm	L2 mm	Thread	a mm	a/f mm	a/f 1 mm
140.31	110840	4/6	4/6	53.0	22.0	31.0	M10x1.0	9.0	14	14
140.32	110841	6/8	6/8	64.0	28.0	36.0	M14x1.5	9.0	19	19
140.33	110842	8/10	8/10	73.0	32.0	41.0	M16x1.5	10.0	22	22
140.34	110843	9/12	9/12	84.0	36.0	48.0	M18x1.5	12.0	24	24



Bulkhead elbow couplings

Art. No.	Ident Nr.	For hose Ø DN mm	For hose Ø DN 1	L mm	L1 mm	L2 mm	L3 mm	D mm	a mm	a/f mm	Thread
140.41	110844	4/6	4/6	25.0	8.0	12.0	43.0	13.0	9.0	14	M10x1.0
140.42	110845	6/8	6/8	33.0	12.0	17.0	53.0	20.0	9.0	19	M14x1.5
140.43	110846	8/10	8/10	36.0	12.0	17.0	58.0	20.0	10.0	22	M16x1.5
140.44	110847	9/12	9/12	43.0	15.0	19.0	67.0	25.0	12.0	24	M18x1.5

Knurled nuts, Polypropylene

Art. No.	Ident Nr.	For hose mm	Length mm
160.01	110820	4/6	13.5
160.02	110821	6/8	17.0
160.03	110822	8/10	18.0
160.04	110823	9/12	20.0




160.01

Clamping rings, Polypropylene

Art. No.	Ident Nr.	For hose mm	Length mm
170.01	110824	4/6	6.0
170.02	110825	6/8	8.0
170.03	110826	8/10	10.0
170.04	110827	9/12	11.0



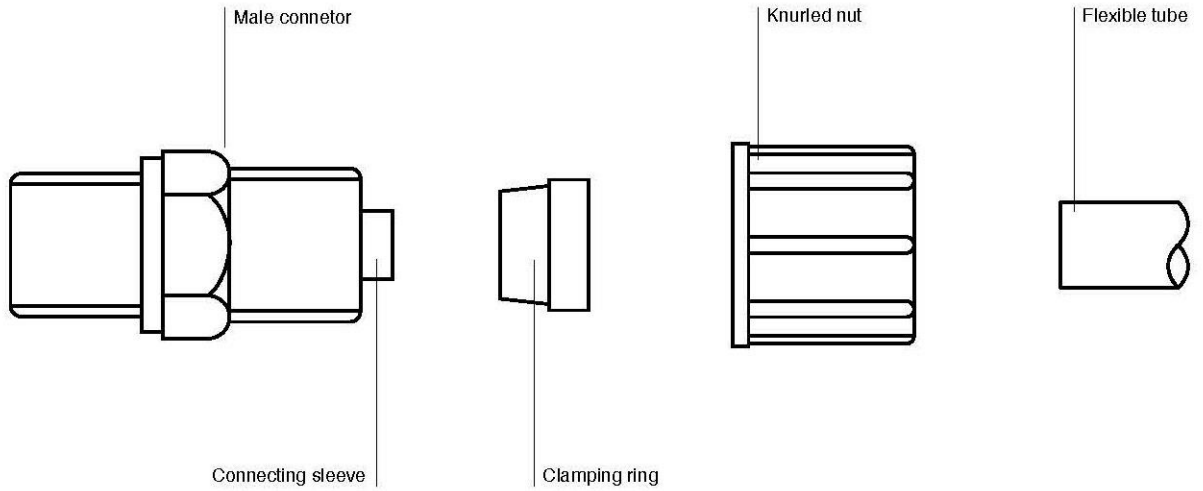
170.01



1. Thread manufactured without seam⇒High tightness, long term stability
2. Hexagon manufactured according to DIN
3. Tube strain does not exceed 6%⇒Molecular structure of the flexible tube is preserved
4. Thread manufactured according to DIN
5. Connecting sleeve manufactured without seam⇒High tightness, long term stability
6. Connector available in PA

The connection principle used in this Series entails pushing the flexible tube onto an integrated connecting sleeve. The flexible tube is secured in place by a clamping ring, which is forced against the flexible tube by a knurled nut. The connecting sleeve for the flexible tube is nearly cylindrical. Its dimensions are calculated to prevent tube strain of more than 6% even with poor tolerances. The tension produced by the low tube strain is sufficient, however, to guarantee a tight tube connection up to 6 bar. Clamping ring and knurled nut secure the connection against longitudinal forces which could otherwise pull the flexible tube off the sleeve. The clamping ring is also designed to secure the flexible tube in place by intercepting any shear or torsional stresses. This ensures the utilization up to 10 bar*. Thanks to its elasticity, the clamping ring can be used several times in the same connector.

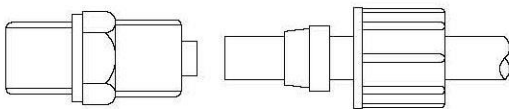
*at ambient temperature – please see our pressure guide I



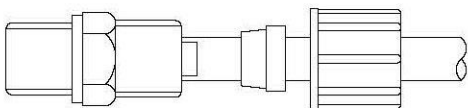
TORQUE TABLE

Plastic	Thread				
	G 1/8"	G 1/4"	G 3/8"	G 1/2"	G 3/4"
PA	1.0–2.0 Nm	5.0 Nm	5.0–7.0 Nm	10.0 Nm	12.0 Nm

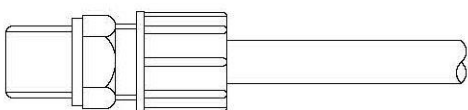
- Screw in the connector with the required torque (see table)
- Cut off the flexible tube at right angles
- Push the knurled nut and the clamping ring over the end of the flexible tube as shown



- Push the end of the flexible tube onto the connecting sleeve as far as the stop



- Screw on the knurled nut by hand and secure hand-tight



RI

Schutzenstraße 2/ | 72574 Bad Urach
Phone +49 7125 9497-642
technik@riegler.de

Subject to technical changes and errors reserved. The proficiency testing is the responsibility of the user. The specified data do not represent legally guaranteed properties.

Pressure Guide I

Material:	PA
Pressure Stage: PN 10	
20°C	100%
30°C	80%
40°C	50%
50°C	20%
60°C	10%
70°C	
80°C	
90°C	
100°C	
110°C	
120°C	
130°C	
140°C	
150°C	
160°C	
170°C	
180°C	
190°C	
200°C	
220°C	
230°C	
240°C	
250°C	